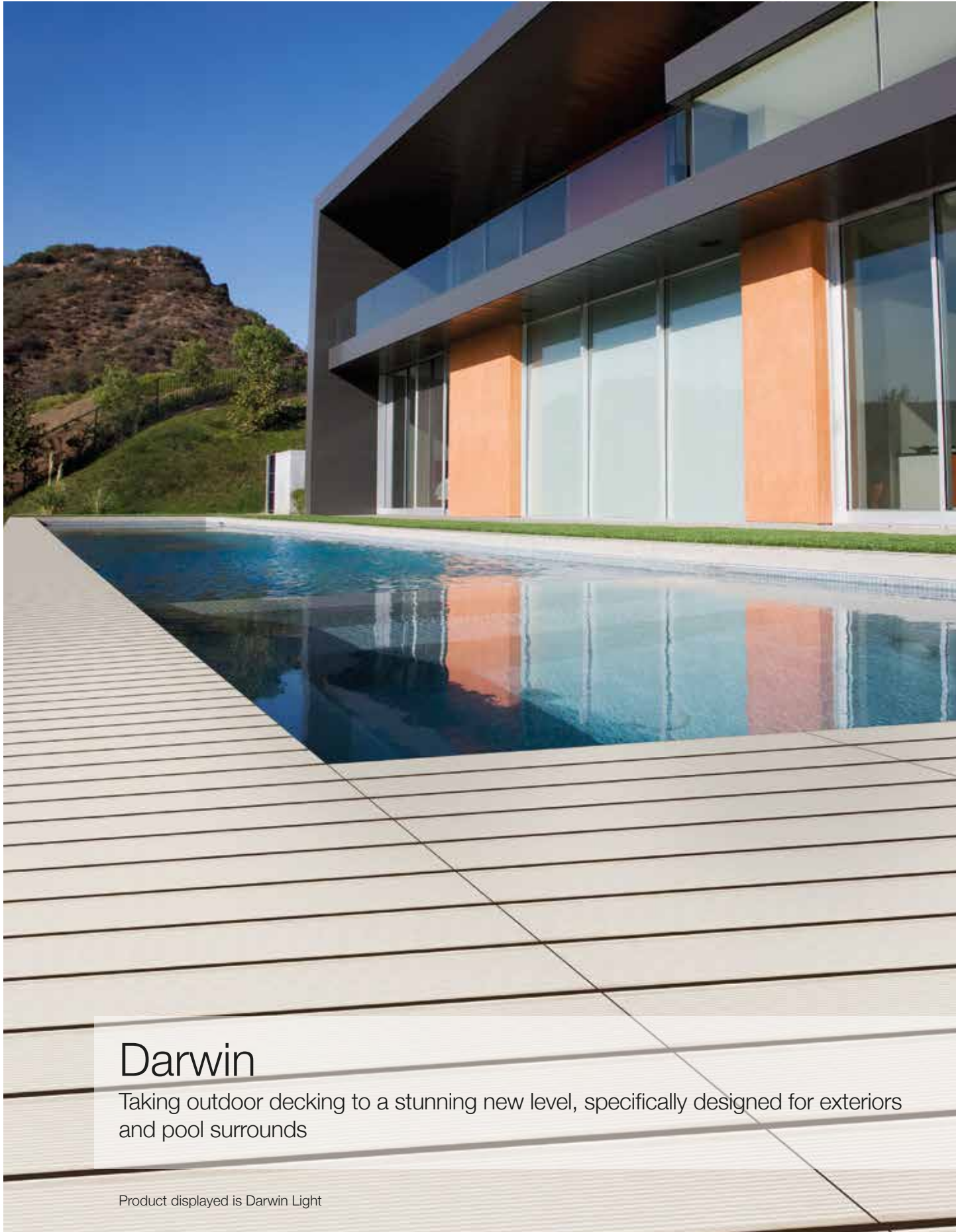


# PORCELAIN WOOD

Unrivaled strength. Timeless beauty.



## Darwin

Taking outdoor decking to a stunning new level, specifically designed for exteriors and pool surrounds

Product displayed is Darwin Light

# PORCELAIN WOOD

Unrivaled strength. Timeless beauty.

## The Darwin Range



Darwin Aged





Darwin Charcoal



Darwin Coast



Darwin Light

Dimensions: 14.3 x 119.3cm (5.6 x 47.0 inches)   12.3mm thickness

Technical characteristics		Reference standard
Manufacture process	Single-firing	Dry pressed ceramic tile
Thickness (mm)	12.3	UNE EN ISO 10545 Part 2
Length, width, thickness, side straightness, orthogonality, flatness	Conforms to the requisites applicable to each model as defined in standard UNE-EN 14411 for Group B la	UNE EN ISO 10545 Part 2
Water absorption	E< 0.5 %	UNE EN ISO 10545 Part 3
Flexion resistance N/sq. mm. and breaking strength	> 35 > 1300	UNE EN ISO 10545 Part 4
Resistance to surface abrasion (Glazed tiles)	Available on request	UNE EN ISO 10545 Part 7
Lineal thermic dilatation	< 9*10 <sup>-6</sup> /° C	UNE EN ISO 10545 Part 8
Thermic impact resistance	Conforms to industrial standard	UNE EN ISO 10545 Part 9
Cracking resistance	Conforms to industrial standard	UNE EN ISO 10545 Part 11
Frost resistance	Conforms to industrial standard	UNE EN ISO 10545 Part 12
Slip resistance	Class 3 R11	UNE ENV 12633:2003

Chemical resistance		
Domestic cleaning products	Type GA	UNE EN ISO 10545 Part 13
Swimming pool salt	Type GA	
Acids and bases (low concentration)	Minimum Type GLB	UNE EN ISO 10545 Part 14
Stains resistance	Minimum Type 4	

anti-slip  R11

(1) The edge of the Darwin series is not cut, it is rounded to allow the water flowing and to avoid its accumulation. Moreover, the Darwin series has an undulating surface specifically created to an even better water flow, ensuring continuous contact between the porcelain piece and the pedestrian feet.



Darwin-R

T: +44 (0) 844 854 3050 E: ask@porcelainwood.com W: www.porcelainwood.com